



# FISHING

## Merit Badge Requirements

- 1) Explain to your counselor the injuries that could occur while fishing and the proper treatment, including cuts, scratches, puncture wounds, insect bites, hypothermia, dehydration, and heat reactions. Explain how to remove a hood that has lodged in your arm. Name and explain five safety practices you should always follow while fishing.
- 2) Learn and explain the differences between two types of fishing outfits. Point out and identify the parts of several types of rods and reels. Explain how and when each would be used. Review with your counselor how to care for this equipment.
- 3) Demonstrate the proper use of two different types of fishing equipment.
- 4) Demonstrate how to tie the following knots:
  - A) Clinch
  - B) Palomar
  - C) Turle
  - D) Blood Loop (barrel knot)
  - E) Surgeon's LoopExplain how each knot is used and when to use it.
- 5) Name and identify five basic artificial lures and five natural baits and explain how to fish with them. Explain why bait fish are not to be released.
- 6) Explain the importance of practicing Leave No Trace and how it positively affects fishing resources.
- 7) Give the regulations affecting game fishing where you live. Explain why they were adopted and what you accomplish by following those regulations.
- 8) Explain what good outdoor sportsmanlike behavior is and how it relates to fishermen. Tell how the Outdoor Code of the Boy Scouts of America relates to a fishing sports enthusiast, including the aspects of littering, trespassing, courteous behavior, and obeying fishing regulations
- 9) Catch two different kinds of fish and identify them. Release at least one of them unharmed. Clean and cook another fish.

**Requirement 1**

Explain to your counselor the proper treatment for the following injuries that could occur while fishing:

Cuts: \_\_\_\_\_  
\_\_\_\_\_  
\_\_\_\_\_

Scratches: \_\_\_\_\_  
\_\_\_\_\_  
\_\_\_\_\_

Puncture Wounds: \_\_\_\_\_  
\_\_\_\_\_  
\_\_\_\_\_

Insect Bites: \_\_\_\_\_  
\_\_\_\_\_  
\_\_\_\_\_

Hypothermia: \_\_\_\_\_  
\_\_\_\_\_  
\_\_\_\_\_

Dehydration: \_\_\_\_\_  
\_\_\_\_\_  
\_\_\_\_\_

Heat Reactions: \_\_\_\_\_  
\_\_\_\_\_  
\_\_\_\_\_

Other: \_\_\_\_\_  
\_\_\_\_\_  
\_\_\_\_\_

Explain how to remove a hook that has lodged in your arm: \_\_\_\_\_  
\_\_\_\_\_  
\_\_\_\_\_  
\_\_\_\_\_  
\_\_\_\_\_  
\_\_\_\_\_  
\_\_\_\_\_

Scout Name: \_\_\_\_\_ Unit #: \_\_\_\_\_ Date: \_\_\_\_\_

Name and explain five safety practices you should always follow while fishing

- 1) \_\_\_\_\_  
\_\_\_\_\_  
\_\_\_\_\_
- 2) \_\_\_\_\_  
\_\_\_\_\_  
\_\_\_\_\_
- 3) \_\_\_\_\_  
\_\_\_\_\_  
\_\_\_\_\_
- 4) \_\_\_\_\_  
\_\_\_\_\_  
\_\_\_\_\_
- 5) \_\_\_\_\_  
\_\_\_\_\_  
\_\_\_\_\_

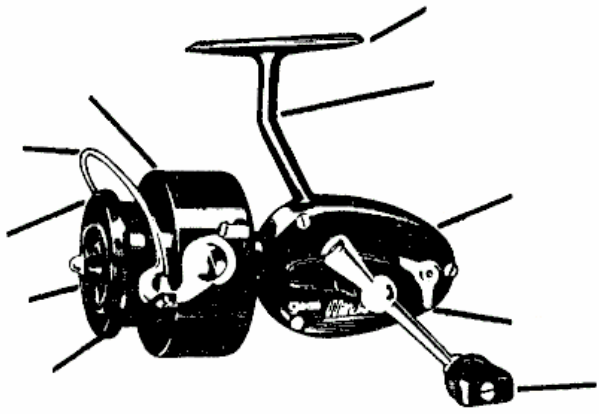
**Requirement 2**

Learn and explain the differences between two types of fishing outfits

Type 1: \_\_\_\_\_  
\_\_\_\_\_  
\_\_\_\_\_  
\_\_\_\_\_  
\_\_\_\_\_  
\_\_\_\_\_

Type 2: \_\_\_\_\_  
\_\_\_\_\_  
\_\_\_\_\_  
\_\_\_\_\_  
\_\_\_\_\_  
\_\_\_\_\_

You have been asked to point out and identify the parts of several types of rods and reels. You are also asked to explain how and when each would be used. You may use the ones on the following page(s) or you may use some of your own. Ask your counselor what they would like you to do before completing this requirement.



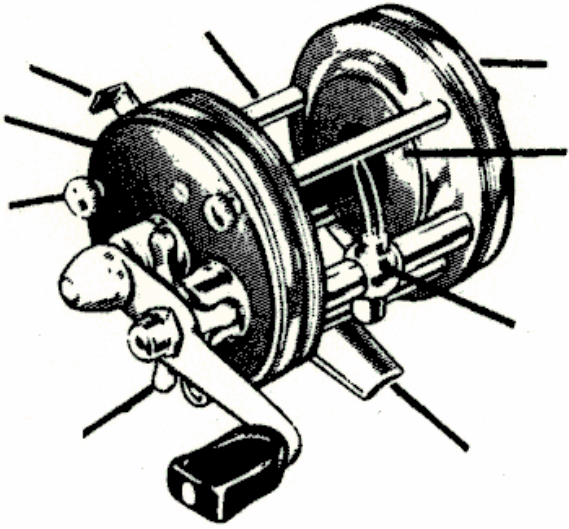
What kind of reel is this? \_\_\_\_\_

How is it used? \_\_\_\_\_

\_\_\_\_\_

When would you use this type of reel? \_\_\_\_\_

\_\_\_\_\_




What kind of reel is this? \_\_\_\_\_

How is it used? \_\_\_\_\_

\_\_\_\_\_

When would you use this type of reel? \_\_\_\_\_

\_\_\_\_\_



What kind of reel is this? \_\_\_\_\_

How is it used? \_\_\_\_\_

\_\_\_\_\_

When would you use this type of reel? \_\_\_\_\_

\_\_\_\_\_



### Requirement 3

Demonstrate to your counselor that you know how to properly use two types of fishing equipment. After demonstrating two of them, use the space below to tell how to use them.

Which two did you demonstrate to your counselor? \_\_\_\_\_

Explain how to use the first type of equipment: \_\_\_\_\_  
\_\_\_\_\_  
\_\_\_\_\_

Explain how to use the second type equipment: \_\_\_\_\_  
\_\_\_\_\_  
\_\_\_\_\_

### Requirement 4

Demonstrate and explain how to tie the following knots. Place a check in front of each after you have demonstrated the knot. Then explain how each know is used and when to use it.

*Clinch*

Use: \_\_\_\_\_

When to use it: \_\_\_\_\_

*Palomar*

Use: \_\_\_\_\_

When to use it: \_\_\_\_\_

*Turle*

Use: \_\_\_\_\_

When to use it: \_\_\_\_\_

*Blood Loop (Barrel Knot)*

Use: \_\_\_\_\_

When to use it: \_\_\_\_\_

*Surgeon's Loop*

Use: \_\_\_\_\_

When to use it: \_\_\_\_\_

### Requirement 5

Name and identify five basic *artificial lures* and explain how to fish with them:

Lure: \_\_\_\_\_

How it is fished: \_\_\_\_\_  
\_\_\_\_\_

Lure: \_\_\_\_\_

How it is fished: \_\_\_\_\_  
\_\_\_\_\_

Lure: \_\_\_\_\_

How it is fished: \_\_\_\_\_  
\_\_\_\_\_

Lure: \_\_\_\_\_

How it is fished: \_\_\_\_\_  
\_\_\_\_\_

Lure: \_\_\_\_\_

How it is fished: \_\_\_\_\_  
\_\_\_\_\_

Name and identify five basic *natural baits* and explain how to fish with them:

Natural Bait: \_\_\_\_\_

How it is fished: \_\_\_\_\_  
\_\_\_\_\_

Natural Bait: \_\_\_\_\_

How it is fished: \_\_\_\_\_  
\_\_\_\_\_

Natural Bait: \_\_\_\_\_

How it is fished: \_\_\_\_\_  
\_\_\_\_\_

Natural Bait: \_\_\_\_\_

How it is fished: \_\_\_\_\_  
\_\_\_\_\_

Scout Name: \_\_\_\_\_ Unit #: \_\_\_\_\_ Date: \_\_\_\_\_

Natural Bait: \_\_\_\_\_

How it is fished: \_\_\_\_\_

Explain why baitfish are not to be released: \_\_\_\_\_

### **Requirement 6**

Explain the importance of practicing Leave No Trace and how it positively affects fishing resources: \_\_\_\_\_

### **Requirement 7**

What are the regulations that affect the game fishing where you live? \_\_\_\_\_

Why were these regulations adopted? \_\_\_\_\_

What can you accomplish by following those regulations? \_\_\_\_\_

### Requirement 8

Explain what good outdoor sportsmanlike behavior is and how it relates to fishermen: \_\_\_\_\_

---

---

---

---

---

---

---

---

---

---

Tell how the Outdoor Code of the Boy Scouts of America relates to a fishing sports enthusiast, including the aspects of littering, trespassing, courteous behavior, and obeying fishing regulations: \_\_\_\_\_

---

---

---

---

---

---

---

---

---

---

### Requirement 9

Catch two different kinds of fish and identify them.

1) Type of fish caught: \_\_\_\_\_

Method used to catch fish: \_\_\_\_\_

2) Type of fish caught: \_\_\_\_\_

Method used to catch fish: \_\_\_\_\_

Explain how you released one fish unharmed: \_\_\_\_\_

---

---

---

Explain how you cleaned and cooked one fish: \_\_\_\_\_

---

---

---